

Distributed by

**HYDROFLOW**

DISTRIBUTORS (AUST) PTY LTD

 **Fernico**  
Australia Pty Ltd.

# Drain Seal

Pushes straight into the  
waste pipe to...



Prevent odours



Prevent insects



Prevent suds

Designed to fit


**100mm Pipes**



WaterMark  
WM 022942  
WMTS-552



For more information visit, [www.hydroflowaus.com.au](http://www.hydroflowaus.com.au)



Distributed by

**HYDROFLOW**

DISTRIBUTORS (AUST) PTY LTD

**Ferriico**  
Australia Pty Ltd.



## Prevent odours


Ferriico Drain Seal is specifically designed to prevent odours entering properties/buildings from drains. The EPDM rubber valve, which can be simply retro fitted into a riser pipe, acts as a one way valve allowing waste water to exit the building whilst blocking the return of odours, soapy suds, insects etc.

## Installation Steps



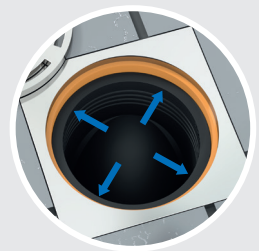
### Step 1

Remove the grate, clean the internal surface of the pipe and fold the drain seal as shown above.



### Step 2

Insert the drain seal into the pipe. (There is no need to place the seal too far down the pipe.)



### Step 3

Smooth out the fold flush to the internal surface of the pipe ensuring parallel fit to the pipe completing the seal.