

15mm - 50mm Y-Strainer

◆ Application:

Strainers are designed to protect system components from dirt, rust and other damaging debris in the piping system.

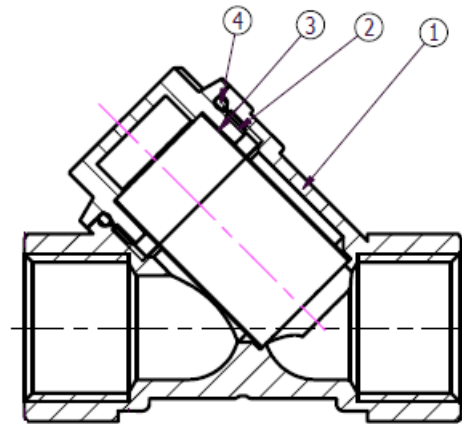

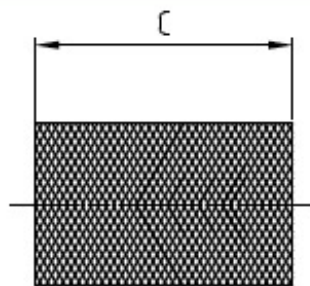
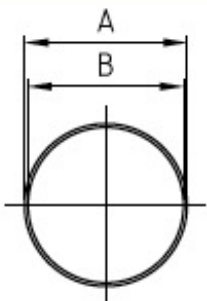
◆ Features:

1. Watermark approved threaded valves 15mm-50mm
2. Low headloss
3. Simple structure, easy to clean

◆ Technical Specifications:

Nominal Diameter: 15mm-50mm
 Nominal Pressure: PN25
 Working Temperature: 0°C ~ 80°C
 Working Medium: Water\ Oil\ Gas
 Design Standard: AS 3688-2005
 Test Standard: AS 3688-2005
 Thread type: G Thread
 Screen size:

Items Size	A(mm)	B(mm)	C(mm)	Mesh	Mesh Diameter
15mm	18	17.6	30	30	0.2
20-25mm	23	22.6	38	30	0.2
32mm	34	33.5	49.5	30	0.25
40mm	41	40.5	57	30	0.25
50mm	48.5	48	65.5	30	0.25



◆ Materials:

Component Material:

- ① O Ring: EPDM
- ② Screen: SS304
- ③ Cover: DZR CW617N
- ④ Body: DZR CW617N

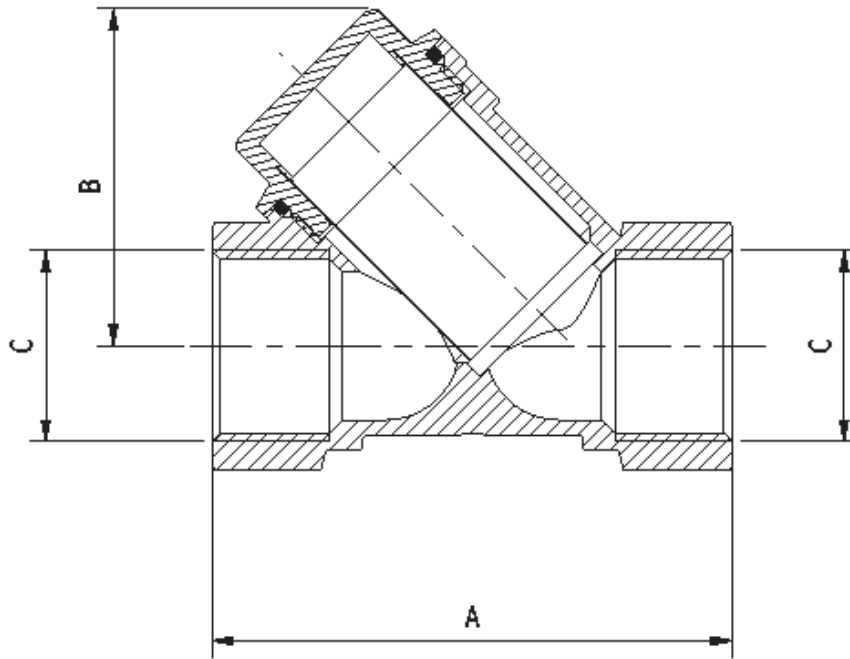
◆ Approvals:

Certificate WMKA 25882



WaterMark

◆ Installation Dimensions:



SIZE(DN)		Dimension Parameter				Weight		
mm	In.	C	A		B		Kg	Lbs.
			mm	In.	mm	In.		
15	1/2"	G 1/2-14	63	2.48	37	1.46	0.164	0.362
20	3/4"	G 3/4-14	72	2.83	47	1.85	0.273	0.602
25	1"	G 1-11	86	3.39	48	1.89	0.346	0.763
32	1 1/4"	G 1 1/4-11	101	4.00	55	2.17	0.630	0.389
40	1 1/2"	G 1 1/2-11	111	4.37	74	2.91	0.863	1.903
50	2"	G 2-11	134	5.28	83	3.27	1.196	2.637

1. Y-Strainer series can be installed in vertical or horizontal pipes.
2. Install the filter in the direction indicated by the arrow and with the cap towards the bottom, so that when opening all impurities collected will be taken out together with the fluid flowing down, thus not going back into the pipe system.
3. During installation, be careful to allow enough space for maintenance.

◆ Model:

Code	Size		Description
61972011	15mm	1/2"	DN15 Y-STRAINERS-AUS
61972012	20mm	3/4"	DN20 Y-STRAINERS-AUS
61972013	25mm	1"	DN25 Y-STRAINERS-AUS
61972014	32mm	1 1/4"	DN32 Y-STRAINERS-AUS
61972015	40mm	1 1/2"	DN40 Y-STRAINERS-AUS
61972016	50mm	2"	DN50 Y-STRAINERS-AUS